



INDIAN SCHOOL AL WADI AL KABIR

DEPARTMENT OF EVS [2023-2024]


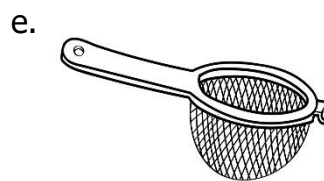

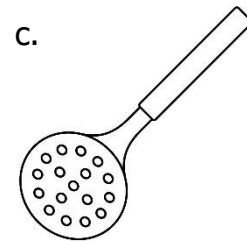
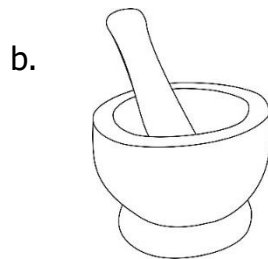

LESSON: COOKING FOOD

WORKSHEET -1

RESOURCE PERSON: Ms. Veda Vijay

NAME: _____ CLASS: III SEC: _____ DATE: _____

I. Identify and write the names of kitchen utensils using the help box given below.

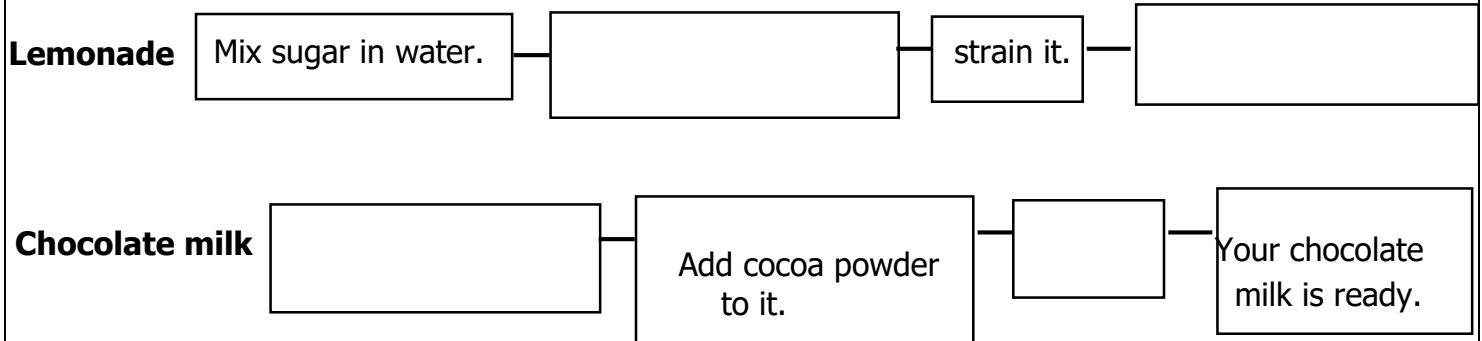


mortar and pestle, rolling pin, pressure cooker, sieve, pan, skimmer




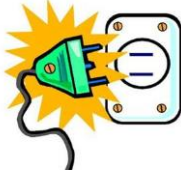






II. Fill in the blanks.

1. We cook paneer tikka by _____.
2. Fuel used in a pressure stove is _____.
3. The objects used in the kitchen are called _____.
4. Cooking makes the food _____ and easy to _____.
5. Some vegetables like _____, _____, and _____ can be eaten raw or cooked.

III. Tony wants to prepare two beverages, but he has forgotten the steps. Help him to complete the steps involved in preparing the following.



IV. Match the following.

HEATING SOURCE		FUEL USED	
a.		1. sunlight	
b.		2. electricity	
c.		3. LPG	
d.		4. kerosene oil	
e.		5. coal and wood	
a. _____		b. _____	
c. _____		d. _____	
e. _____		e. _____	

